






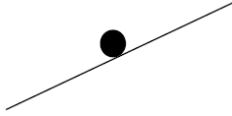



Lesson 7 Worksheet

<u>Question</u>	<u>Diagram</u>
1. A book is at rest on a table top. Draw the forces acting on the book.	
2. A girl is suspended motionless from the ceiling by a rope. Draw the forces acting on the girl as she holds onto the rope.	
3. An egg is free-falling from a nest in a tree. Neglect air resistance. Draw the forces acting on the egg as it falls.	
4. A rightward force is applied to a book in order to move it across a desk with a rightward acceleration. Consider frictional forces. Draw the forces acting on the book.	
5. A rightward force is applied to a book in order to move it across a desk at constant velocity. Consider frictional forces. Neglect air resistance. Draw the forces acting on the book.	
6. A car is stopped at a stop light.	
7. A skydiver is descending with a constant velocity. Consider air resistance. Draw the forces acting upon the skydiver.	
8. A car is parked on a sloped street.	
9. A hot air balloon is accelerating upward. Ignore air resistance.	
10. A car is coasting to the right and slowing down. Draw the forces acting upon the car.	